


# GUYED TOWERS





## STANDARD 55G GUYED TOWER

**ROHN 55G**  
The first. The original.

# 55G



### GENERAL USE

The 55G lends itself to a wide variety of uses in the communications field, particularly where unusual wind loading and height requirements exist. The 55G was designed to provide excellent strength in heights up to 400'. When properly installed, the standard tower will support loads as shown on various guyed and self-supporting information sheets in the ROHN catalog.

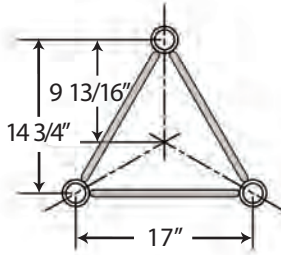
### FEATURES

- Completely hot-dip galvanized after fabrication
- Heavy steel tube or solid steel rod side rails
- Built on 17" equilateral triangle design
- Utilizes high strength steel tubing side rails
- Zig-Zag® cross bracing is formed from a continuous 7/16" solid steel rod electrically welded every 16 1/4" on the side rails
- Each 10' section is joined to the other and double bolted at each leg joint for extra strength

**CAUTION:** the mixing of so-called interchangeable copies of ROHN towers with ROHN towers is dangerous and voids all engineering or warranty data supplied by ROHN. Materials used by the so-called copies are not the same quality and have not been tested or engineered by ROHN to conform to the same quality standards. Mixing of ROHN items may endanger the lives of your customers and cause serious tower failures and financial misfortune for all concerned.

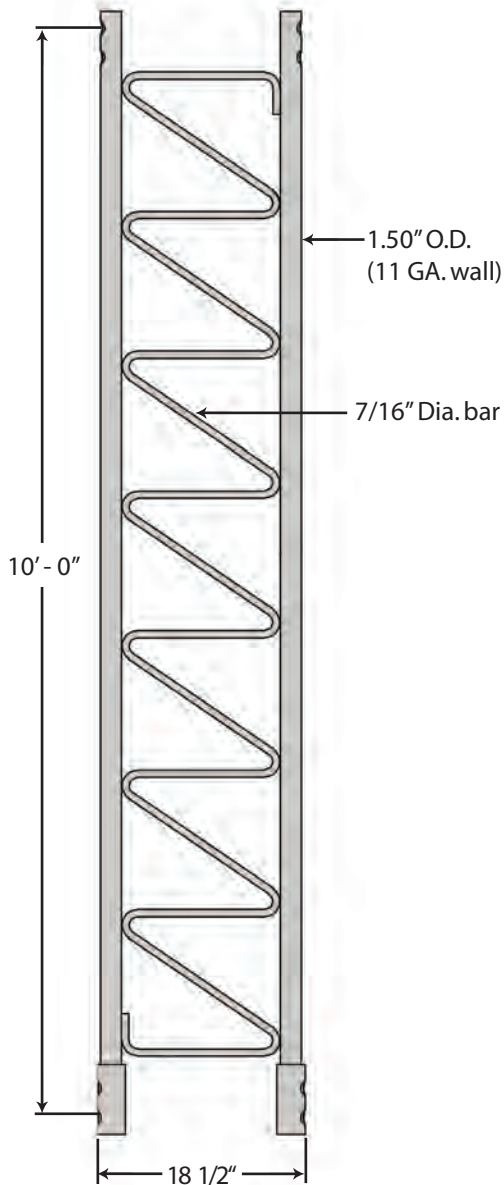
\* Per Rev. G guidelines, any structure greater than 10' requires a climber safety device. Please see page 77 for ordering information.

## STANDARD 55G GUYED TOWER SECTIONS

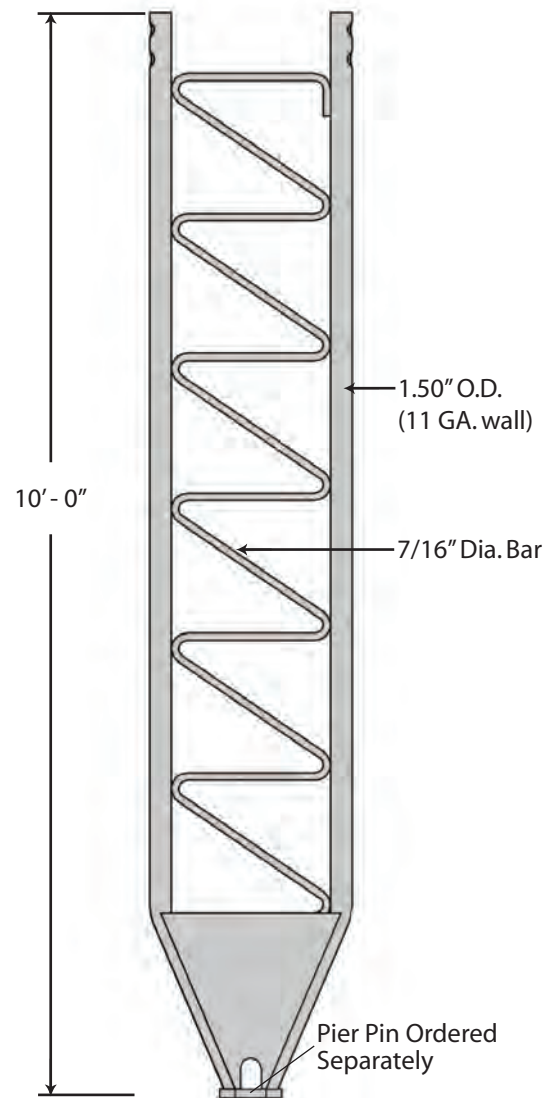


### QUICK REFERENCE

PARTS & ACCESSORIES	PAGES 76-77
GROUNDING INFORMATION	PAGE 78
FOUNDATION INFORMATION	PAGES 79-81



**STANDARD SECTION**  
**55G - 10' Section**



### TAPERED BASE

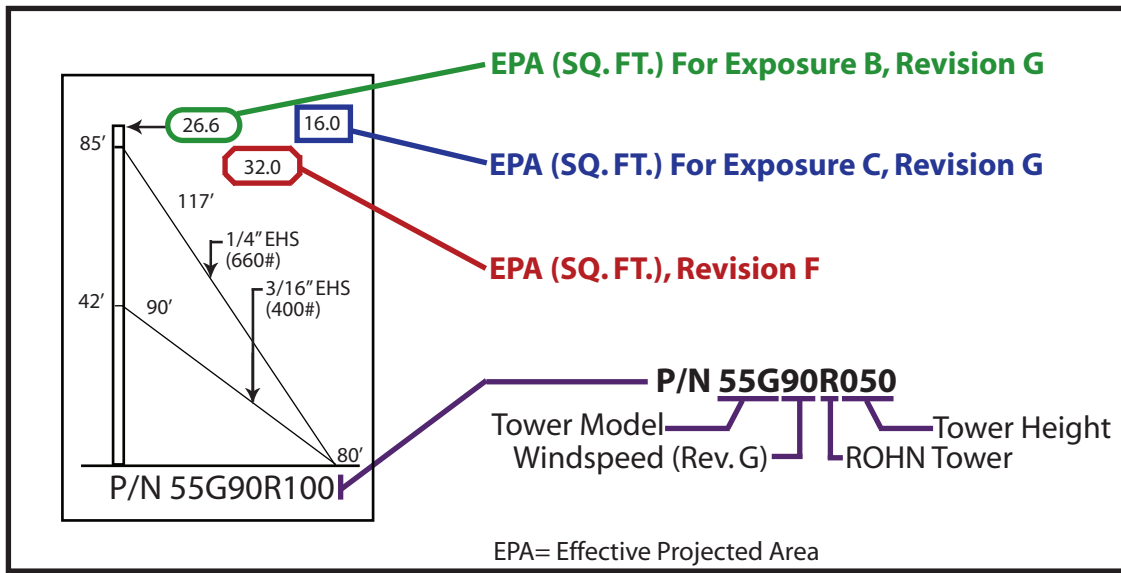
**55TG** - Standard

**55GIA** - Use with A4197L base insulator

**55TGIAA** - Use with A4722B base insulator



**STANDARD DESIGN - 55G**  
90MPH REV. G, 70MPH REV. F



Tower and foundation installations should be performed by qualified and experienced personnel using construction drawings. This document is to serve as a guide for sizing and buying the 55G tower.

All types of antenna installations should be thoroughly inspected by qualified personnel and re-marked with appropriate danger and anti-climb labels at least twice a year to ensure safety and proper performance.

**DESIGN NOTES:**

1. Tower designs are in accordance with ANSI/TIA-222-F-1996 and ANSI/TIA-222-G-2005, Class I Structures.
2. Design assumes towers are installed on level ground. Lower EPA values will apply for roof mounted towers or for sites located on unusual terrain.
3. Designs assume two 7/8" diameter lines on each tower face.
4. Anchor radius is from tower base to intersection of anchor rod with ground.
5. Tower designs and guy chord lengths shown are based on level ground. Initial tensions for guys in pounds at 60° Fahrenheit are shown in ( ).
6. Antenna and mounts are assumed symmetrically placed at the tower top.

**PARTS LIST NOTES:**

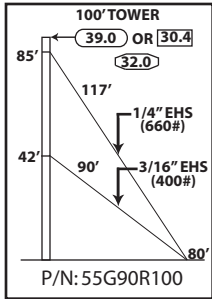
1. Items listed are required for complete (ground) guyed towers. Base and anchor details will be required for installation on roofs or for sites located on unusual terrains and wind loading criteria, for all roof type installations.
2. Standard guys provided with each standard tower include an additional 6% length.
3. Anchor grounding (AGK1GGX) and base grounding (BGK3GGX) are included with the tower material.
4. Installation information and a safety package (P/N: ACWS) are included with each tower.

**FOR FOUNDATION INFORMATION, PLEASE SEE PAGES 19-21.**



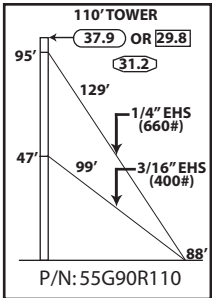
## STANDARD DESIGN - 55G

### 90 MPH REV. G, 70MPH REV. F



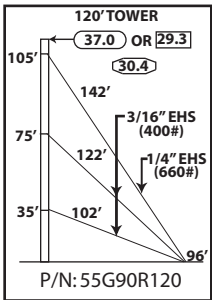
TOWER PARTS INCLUDED	55G	BPC55G	APL55G	GA55GD	FDNS		3/8TBE&E	1/2TBE&E
					BASE	ANCHOR		
	10	1	1	2	CB1	AB2		
GUY WIRE & CONNECTION INCLUDED	3/16EHS 300'	1/4EHS 375'	BG2142 6	BG2144 6	5/16THH 6	3/8THH 6	3/8TBE&E 3	1/2TBE&E 3
ANCHORS & GROUNDING INCLUDED	GAC303 3	AGK1GGX 1	BGK3GGX 3	CPC.5/.75 3	TBSAFETY 3			

**100' ROHN 55G**  
All parts shown in table are included when ordering  
Part No: 55G90R100



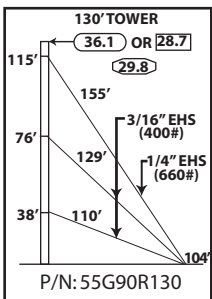
TOWER PARTS INCLUDED	55G	BPC55G	APL55G	GA55GD	FDNS		3/8TBE&E	1/2TBE&E
					BASE	ANCHOR		
	11	1	1	2	CB1	AB2		
GUY WIRE & CONNECTION INCLUDED	3/16EHS 325	1/4EHS 425'	BG2142 6	BG2144 6	5/16THH 6	3/8THH 6	3/8TBE&E 3	1/2TBE&E 3
ANCHORS & GROUNDING INCLUDED	GAC303 3	AGK1GGX 1	BGK3GGX 3	CPC.5/.75 3	TBSAFETY 3			

**110' ROHN 55G**  
All parts shown in table are included when ordering  
Part No: 55G90R110



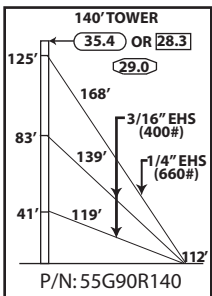
TOWER PARTS INCLUDED	55G	BPC55G	APL55G	GA55GD	FDNS		3/8TBE&E	1/2TBE&E
					BASE	ANCHOR		
	12	1	1	3	CB1	AB2		
GUY WIRE & CONNECTION INCLUDED	3/16EHS 725'	1/4EHS 500'	BG2142 12	BG2144 6	5/16THH 12	3/8THH 6	3/8TBE&E 6	1/2TBE&E 3
ANCHORS & GROUNDING INCLUDED	GAC303 3	AGK1GGX 1	BGK3GGX 3	CPC.5/.75 3	TBSAFETY 3			

**120' ROHN 55G**  
All parts shown in table are included when ordering  
Part No: 55G90R120



TOWER PARTS INCLUDED	55G	BPC55G	APL55G	GA55GD	FDNS		3/8TBE&E	1/2TBE&E
					BASE	ANCHOR		
	13	1	1	3	CB1	AB2		
GUY WIRE & CONNECTION INCLUDED	3/16EHS 775'	1/4EHS 500'	BG2142 12	BG2144 6	5/16THH 12	3/8THH 6	3/8TBE&E 6	1/2TBE&E 3
ANCHORS & GROUNDING INCLUDED	GAC303 3	AGK1GGX 1	BGK3GGX 3	CPC.5/.75 3	TBSAFETY 3			

**130' ROHN 55G**  
All parts shown in table are included when ordering  
Part No: 55G90R130

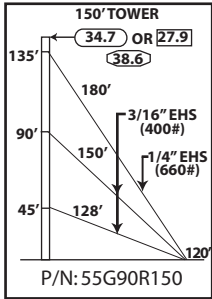


TOWER PARTS INCLUDED	55G	BPC55G	APL55G	GA55GD	FDNS		3/8TBE&E	1/2TBE&E
					BASE	ANCHOR		
	14	1	1	3	CB1	AB2		
GUY WIRE & CONNECTION INCLUDED	3/16EHS 825'	1/4EHS 550'	BG2142 12	BG2144 6	5/16THH 12	3/8THH 6	3/8TBE&E 6	1/2TBE&E 3
ANCHORS & GROUNDING INCLUDED	GAC303 3	AGK1GGX 1	BGK3GGX 3	CPC.5/.75 3	TBSAFETY 3			

**140' ROHN 55G**  
All parts shown in table are included when ordering  
Part No: 55G90R140

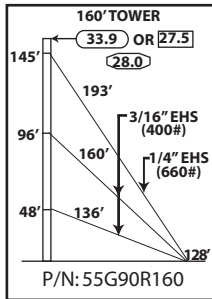


**STANDARD DESIGN - 55G**  
90MPH REV. G, 70MPH REV. F



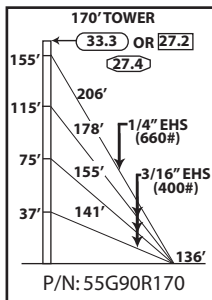
TOWER PARTS INCLUDED	55G	BPC55G	APL55G	GA55GD	FDNS			
	15	1	1	3	BASE CB2	ANCHOR AB2		
GUY WIRE & CONNECTION INCLUDED	3/16EHS	1/4EHS	BG2142	BG2144	5/16THH	3/8THH	3/8TBE&E	1/2TBE&E
	900'	575'	12	6	12	6	6	3
ANCHORS & GROUNDING INCLUDED	GAC303	AGK1GGX	BGK3GGX	CPC.5/.75	TBSAFETY			
	3	1	3	3	3			

**150' ROHN 55G**  
All parts shown in table are included when ordering  
Part No: 55G90R150



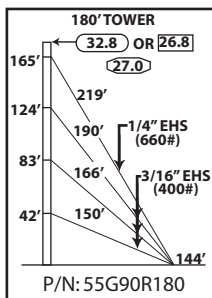
TOWER PARTS INCLUDED	55G	BPC55G	APL55G	GA55GD	FDNS			
	16	1	1	3	BASE CB2	ANCHOR AB2		
GUY WIRE & CONNECTION INCLUDED	3/16EHS	1/4EHS	BG2142	BG2144	5/16THH	3/8THH	3/8TBE&E	1/2TBE&E
	950'	625'	12	6	12	6	6	3
ANCHORS & GROUNDING INCLUDED	GAC303	AGK1GGX	BGK3GGX	CPC.5/.75	TBSAFETY			
	3	1	3	3	3			

**160' ROHN 55G**  
All parts shown in table are included when ordering  
Part No: 55G90R160



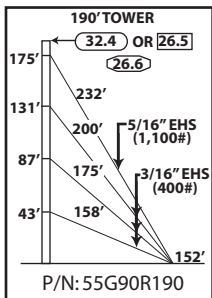
TOWER PARTS INCLUDED	55G	BPC55G	APL55G	GA55GD	FDNS		
	17	1	1	4	BASE CB2	ANCHOR AB2	
GUY WIRE & CONNECTION INCLUDED	3/16EHS	1/4EHS	BG2142	BG2144	5/16THH	3/8THH	1/2TBE&J
	1525'	675'	18	6	18	6	12
ANCHORS & GROUNDING INCLUDED	GAC3455TOP	AGK1GGX	BGK3GGX	CPC.5/.75	TBSAFETY		
	3	1	3	3	3		

**170' ROHN 55G**  
All parts shown in table are included when ordering  
Part No: 55G90R170



TOWER PARTS INCLUDED	55G	BPC55G	APL55G	GA55GD	FDNS		
	18	1	1	4	BASE CB2	ANCHOR AB2	
GUY WIRE & CONNECTION INCLUDED	3/16EHS	1/4EHS	BG2142	BG2144	5/16THH	3/8THH	1/2TBE&J
	1625'	700'	18	6	18	6	12
ANCHORS & GROUNDING INCLUDED	GAC3455TOP	AGK1GGX	BGK3GGX	CPC.5/.75	TBSAFETY		
	3	1	3	3	3		

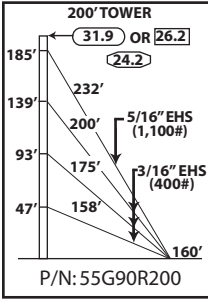
**180' ROHN 55G**  
All parts shown in table are included when ordering  
Part No: 55G90R180



TOWER PARTS INCLUDED	55G	BPC55G	APL55G	GA55GD	FDNS		
	19	1	1	4	BASE CB2	ANCHOR AB3	
GUY WIRE & CONNECTION INCLUDED	3/16EHS	142265	BG2142	BG2144	5/16THH	3/8THH	1/2TBE&J
	1700'	750'	18	6	18	6	12
ANCHORS & GROUNDING INCLUDED	GAC3455TOP	AGK1GGX	BGK3GGX	CPC.5/.75	TBSAFETY		
	3	1	3	3	3		

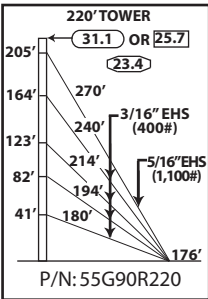
**190' ROHN 55G**  
All parts shown in table are included when ordering  
Part No: 55G90R190

## STANDARD DESIGN - 55G 90MPH REV. G, 70MPH REV. F



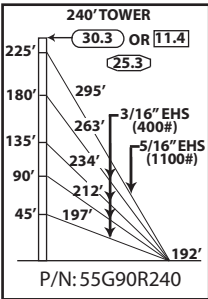
TOWER PARTS INCLUDED	55G	BPC55G	APL55G	GA55GD	FDNS		
	20	1	1	4	BASE CB2	ANCHOR AB3	
GUY WIRE & CONNECTION INCLUDED	3/16EHS	142265	BG2142	BG2144	5/16THH	3/8THH	1/2TBE&J
	1800'	800'	18	6	18	6	12
ANCHORS & GROUNDING INCLUDED	GAC3455TOP	AGK1GGX	BGK3GGX	CPC.5/.75	TBSAFETY		
	3	1	3	3	3		

**200' ROHN 55G**  
All parts shown in table are included when ordering  
Part No: 55G90R200



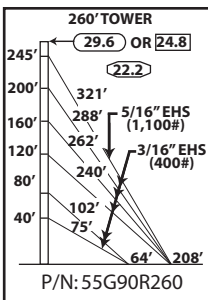
TOWER PARTS INCLUDED	55G	BPC55G	APL55G	GA55GD	FDNS		
	22	1	1	5	BASE CB2	ANCHOR AB3	
GUY WIRE & CONNECTION INCLUDED	3/16EHS	142265	BG2142	BG2144	5/16THH	3/8THH	1/2TBE&J
	2700'	875'	24	6	24	6	12
ANCHORS & GROUNDING INCLUDED	GAC3455TOP	AGK1GGX	BGK3GGX	CPC.5/.75	TBSAFETY		
	3	1	3	3	3		

**220' ROHN 55G**  
All parts shown in table are included when ordering  
Part No: 55G90R220



TOWER PARTS INCLUDED	55G	BPC55G	APL55G	GA55GD	FDNS			
	24	1	1	5	BASE CB2	ANCHOR AB3		
GUY WIRE & CONNECTION INCLUDED	3/16EHS	42265	BG2142	BG2146	5/16THH	7/16THH	1/2TBE&J	5/8TBE&J
	2900'	950'	24	6	24	6	12	3
ANCHORS & GROUNDING INCLUDED	GAC303	AGK1GGX	BGK3GGX	CPC.5/.75	TBSAFETY			
	3	1	3	3	3			

**240' ROHN 55G**  
All parts shown in table are included when ordering  
Part No: 55G90R240

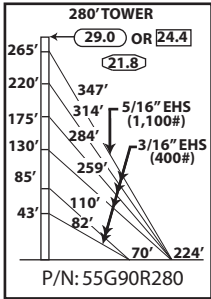


TOWER PARTS INCLUDED	55G	BPC55G	APL55G	GA55GD	BASE	INNER ANCHOR	OUTER ANCHOR
	26	1	1	6	CB3	AB1	AB3
GUY WIRE & CONNECTION INCLUDED	3/16EHS	142265	BG2142	BG2146	5/16THH		
	3100'	1025'	30	6	30		
	7/16THH	3/8TBE&E	1/2TBE&J	5/8TBE&J	TBSAFETY		
ANCHORS & GROUNDING INCLUDED	GAC303	GAC3455TOP	AGK1GGX	BGK3GGX	CPC.5/.75		
	3	3	2	3	6		

**260' ROHN 55G**  
All parts shown in table are included when ordering  
Part No: 55G90R260

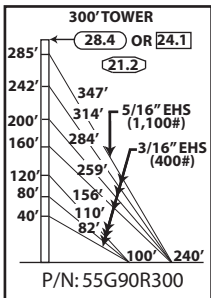


**STANDARD DESIGN - 55G**  
90MPH REV. G, 70MPH REV. F



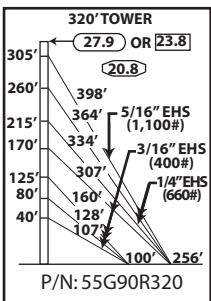
TOWER PARTS INCLUDED	55G	BPC55G	APL55G	GA55GD	BASE	INNER ANCHOR	OUTER ANCHOR
		28	1	1	6	CB3	AB2
GUY WIRE & CONNECTION INCLUDED	3/16EHS	142265	BG2142	BG2146	5/16THH		
	3350	1125'	30	6	30		
	7/16THH	3/8TBE&E	1/2TBE&J	5/8TBE&J	TBSAFETY		
ANCHORS & GROUNDING INCLUDED	6	6	9	3	6		
	GAC303	GAC3455TOP	AGK1GGX	BGK3GGX	CPC.5/.75		
	3	3	2	3	6		

**280' ROHN 55G**  
All parts shown in table are included when ordering Part No: 55G90R280



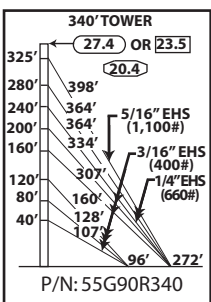
TOWER PARTS INCLUDED	55G	BPC55G	APL55G	GA55GD	BASE	INNER ANCHOR	OUTER ANCHOR
		30	1	1	7	CB3	AB2
GUY WIRE & CONNECTION INCLUDED	3/16EHS	142265	BG2142	BG2146	5/16THH		
	4250'	1200'	36	6	36		
	7/16THH	3/8TBE&E	1/2TBE&J	5/8TBE&J	TBSAFETY		
ANCHORS & GROUNDING INCLUDED	6	9	9	3	6		
	GAC303	GAC3455TOP	AGK1GGX	BGK3GGX	CPC.5/.75		
	3	3	2	3	6		

**300' ROHN 55G**  
All parts shown in table are included when ordering Part No: 55G90R300



TOWER PARTS INCLUDED	55G	BPC55G	APL55G	GA55GD	BASE	INNER ANCHOR	OUTER ANCHOR
		32	1	1	7	CB4	AB2
GUY WIRE & CONNECTION INCLUDED	3/16EHS	1/4EHS	142265	BG2142	BG2146	5/16THH	
	4500'	1275'	1275'	36	6	36	
	7/16THH	3/8TBE&E	1/2TBE&J	5/8TBE&J	TBSAFETY		
ANCHORS & GROUNDING INCLUDED	6	9	9	3	6		
	GAC303	GAC3455TOP	AGK1GGX	BGK3GGX	CPC.5/.75		
	3	3	2	3	6		

**320' ROHN 55G**  
All parts shown in table are included when ordering Part No: 55G90R320

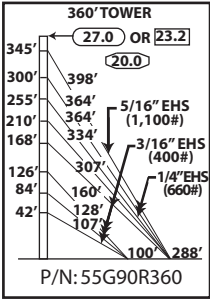


TOWER PARTS INCLUDED	55G	BPC55G	APL55G	GA55GD	BASE	INNER ANCHOR	OUTER ANCHOR
		34	1	1	8	CB2	AB2
GUY WIRE & CONNECTION INCLUDED	3/16EHS	1/4EHS	142265	BG2142	BG2146	5/16THH	
	5725'	5725'	1350'	42	6	42	
	7/16THH	3/8TBE&E	1/2TBE&J	5/8TBE&J	TBSAFETY		
ANCHORS & GROUNDING INCLUDED	6	9	12	3	6		
	GAC303	GAC3455TOP	AGK1GGX	BGK3GGX	CPC.5/.75		
	3	3	2	3	6		

**340' ROHN 55G**  
All parts shown in table are included when ordering Part No: 55G90R340

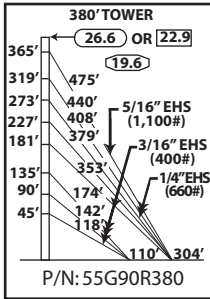


## STANDARD DESIGN - 55G 90MPH REV.G, 70MPH REV.F



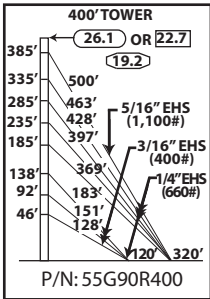
TOWER PARTS INCLUDED	55G	BPC55G	APL55G	GA55GD	APL1258UM	BASE	INNER ANCHOR	OUTER ANCHOR
		36	1	1	8	1	CB5	AB2
GUY WIRE & CONNECTION INCLUDED	3/16EHS	1/4EHS	142265	BG2142	BG2144	BG2146		
	4750'	1325'	1450'	36	6	6		
	5/16THH	3/8THH	7/16THH	3/8TBE&E	1/2TBE&E	5/8TBE&J		
ANCHORS & GROUNDING INCLUDED	GAC303	GAC3455TOP	AGK1GGX	BGK3GGX	CPC.5/.75	TBSAFETY		
	3	3	2	3	6	6		

**360' ROHN 55G**  
All parts shown in table are included when ordering  
Part No: 55G90R360



TOWER PARTS INCLUDED	55G	BPC55G	APL55G	GA55GD	APL1258UM	BASE	INNER ANCHOR	OUTER ANCHOR
		38	1	1	8	1	CB5	AB2
GUY WIRE & CONNECTION INCLUDED	3/16EHS	1/4EHS	142265	BG2142	BG2144	BG2146		
	5150'	1500'	1520'	36	6	6		
	5/16THH	3/8THH	7/16THH	3/8TBE&E	5/8TBE&J	TBSAFETY		
ANCHORS & GROUNDING INCLUDED	GAC303	AGK1GGX	BGK3GGX	CPC.5/.75				
	3	2	3	6				

**380' ROHN 55G**  
All parts shown in table are included when ordering  
Part No: 55G90R380

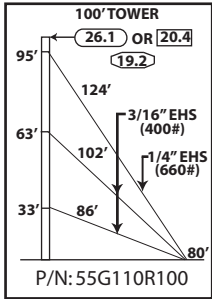


TOWER PARTS INCLUDED	55G	BPC55G	APL55G	GA55GD	APL1258UM	BASE	INNER ANCHOR	OUTER ANCHOR
		40	1	1	8	1	CB5	AB2
GUY WIRE & CONNECTION INCLUDED	3/16EHS	1/4EHS	142265	BG2142	BG2144	BG2146		
	5275'	1500'	1600'	36	6	6		
	5/16THH	3/8THH	7/16THH	3/8TBE&E	5/8TBE&J	TBSAFETY		
ANCHORS & GROUNDING INCLUDED	GAC303	AGK1GGX	BGK3GGX	CPC.5/.75				
	3	2	3	6				

**400' ROHN 55G**  
All parts shown in table are included when ordering  
Part No: 55G90R400

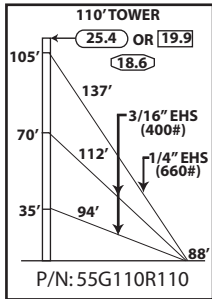


**STANDARD DESIGN - 55G**  
110MPH REV.G, 90MPH REV. F



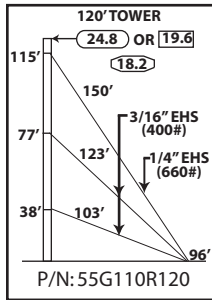
TOWER PARTS INCLUDED	55G	BPC55G	APL55G	GA55GD	FDNS		
	10	1	1	3	BASE CB1	ANCHOR AB2	
GUY WIRE & CONNECTION INCLUDED	3/16EHS	1/4EHS	BG2142	BG2144	5/16THH	3/8THH	1/2TBE&J
	625'	400'	12	6	12	6	9
ANCHORS & GROUNDING INCLUDED	GAC3455TOP	AGK1GGX	BGK3GGX	CPC.5/.75	TBSAFETY		
	3	1	3	3	3		

**100' ROHN 55G**  
All parts shown in table are included when ordering  
Part No: 55G110R100



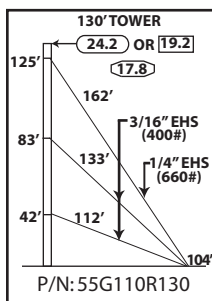
TOWER PARTS INCLUDED	55G	BPC55G	APL55G	GA55GD	FDNS		
	11	1	1	3	BASE CB1	ANCHOR AB2	
GUY WIRE & CONNECTION INCLUDED	3/16EHS	1/4EHS	BG2142	BG2144	5/16THH	3/8THH	1/2TBE&J
	675'	450'	12	6	12	6	9
ANCHORS & GROUNDING INCLUDED	GAC3455TOP	AGK1GGX	BGK3GGX	CPC.5/.75	TBSAFETY		
	3	1	3	3	3		

**110' ROHN 55G**  
All parts shown in table are included when ordering  
Part No: 55G110R110



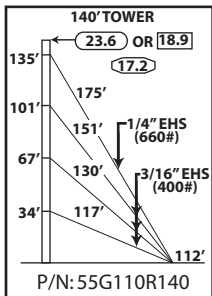
TOWER PARTS INCLUDED	55G	BPC55G	APL55G	GA55GD	FDNS		
	12	1	1	3	BASE CB2	ANCHOR AB2	
GUY WIRE & CONNECTION INCLUDED	3/16EHS	1/4EHS	BG2142	BG2144	5/16THH	3/8THH	1/2TBE&J
	725'	500'	12	6	12	6	9
ANCHORS & GROUNDING INCLUDED	GAC3455TOP	AGK1GGX	BGK3GGX	CPC.5/.75	TBSAFETY		
	3	1	3	3	3		

**120' ROHN 55G**  
All parts shown in table are included when ordering  
Part No: 55G110R120



TOWER PARTS INCLUDED	55G	BPC55G	APL55G	GA55GD	FDNS		
	13	1	1	3	BASE CB2	ANCHOR AB2	
GUY WIRE & CONNECTION INCLUDED	3/16EHS	1/4EHS	BG2142	BG2144	5/16THH	3/8THH	1/2TBE&J
	800'	525'	12	6	12	6	9
ANCHORS & GROUNDING INCLUDED	GAC3455TOP	AGK1GGX	BGK3GGX	CPC.5/.75	TBSAFETY		
	3	1	3	3	3		

**130' ROHN 55G**  
All parts shown in table are included when ordering  
Part No: 55G110R130

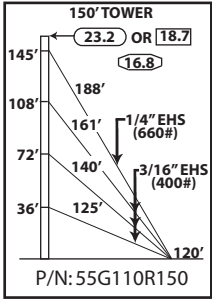


TOWER PARTS INCLUDED	55G	BPC55G	APL55G	GA55GD	FDNS		
	14	1	1	4	BASE CB2	ANCHOR AB2	
GUY WIRE & CONNECTION INCLUDED	3/16EHS	1/4EHS	BG2142	BG2144	5/16THH	3/8THH	1/2TBE&J
	1275'	575'	18	6	18	6	12
ANCHORS & GROUNDING INCLUDED	GAC3455TOP	AGK1GGX	BGK3GGX	CPC.5/.75	TBSAFETY		
	3	1	3	3	3		

**140' ROHN 55G**  
All parts shown in table are included when ordering  
Part No: 55G110R140

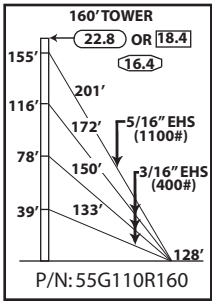


**STANDARD DESIGN - 55G**  
110MPH REV.G, 90MPH REV. F



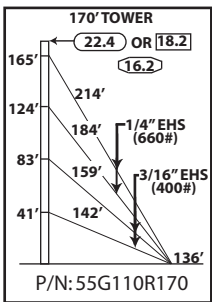
TOWER PARTS INCLUDED	55G	BPC55G	APL55G	GA55GD	FDNS		
	15	1	1	4	BASE CB2	ANCHOR AB3	
GUY WIRE & CONNECTION INCLUDED	3/16EHS	1/4EHS	BG2142	BG2144	5/16THH	3/8THH	1/2TBE&J
	1375'	600'	18	6	18	6	12
ANCHORS & GROUNDING INCLUDED	GAC3455TOP	AGK1GGX	BGK3GGX	CPC.5/.75	TBSAFETY		
	3	1	3	3	3		

**150' ROHN 55G**  
All parts shown in table are included when ordering  
Part No: 55G110R150



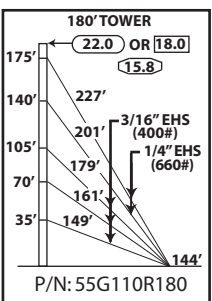
TOWER PARTS INCLUDED	55G	BPC55G	APL55G	GA55GD	FDNS			
	16	1	1	4	BASE CB2	ANCHOR AB3		
GUY WIRE & CONNECTION INCLUDED	3/16EHS	1/4EHS	BG2142	BG2146	5/16THH	7/16THH	1/2TBE&J	5/8TBE&J
	1500'	650'	18	6	18	6	9	3
ANCHORS & GROUNDING INCLUDED	GAC3455TOP	AGK1GGX	BGK3GGX	CPC.5/.75	TBSAFETY			
	3	1	3	3	3			

**160' ROHN 55G**  
All parts shown in table are included when ordering  
Part No: 55G110R160



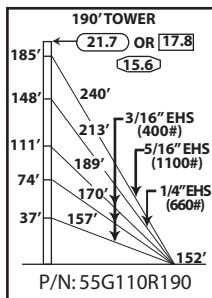
TOWER PARTS INCLUDED	55G	BPC55G	APL55G	GA55GD	FDNS		
	17	1	1	4	BASE CB2	ANCHOR AB3	
GUY WIRE & CONNECTION INCLUDED	3/16EHS	1/4EHS	BG2142	BG2144	5/16THH	3/8THH	1/2TBE&J
	1000'	1275'	12	12	12	12	12
ANCHORS & GROUNDING INCLUDED	GAC3455TOP	AGK1GGX	BGK3GGX	CPC.5/.75	TBSAFETY		
	3	1	3	3	3		

**170' ROHN 55G**  
All parts shown in table are included when ordering  
Part No: 55G110R170



TOWER PARTS INCLUDED	55G	BPC55G	APL55G	GA55GD	FDNS		
	18	1	1	5	BASE CB3	ANCHOR AB3	
GUY WIRE & CONNECTION INCLUDED	3/16EHS	1/4EHS	BG2142	BG2144	5/16THH	3/8THH	1/2TBE&J
	1575'	1425'	18	12	18	12	15
ANCHORS & GROUNDING INCLUDED	GAC3455TOP	AGK1GGX	BGK3GGX	CPC.5/.75	TBSAFETY		
	3	1	3	3	3		

**180' ROHN 55G**  
All parts shown in table are included when ordering  
Part No: 55G110R180



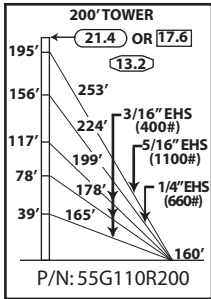
TOWER PARTS INCLUDED	55G	BPC55G	APL55G	GA55GD	FDNS	
	19	1	1	5	BASE CB3	ANCHOR AB3
GUY WIRE & CONNECTION INCLUDED	3/16EHS	1/4EHS	142265	BG2142	BG2144	BG2146
	1650'	700'	775'	18	6	6
	5/16THH	3/8THH	7/16THH	1/2TBE&E	5/8TBE&J	
ANCHORS & GROUNDING INCLUDED	GAC3455TOP	AGK1GGX	BGK3GGX	CPC.5/.75	TBSAFETY	
	3	1	3	3	3	

**190' ROHN 55G**  
All parts shown in table are included when ordering  
Part No: 55G110R190



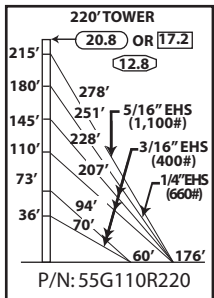


**STANDARD DESIGN - 55G**  
110MPH REV.G, 90MPH REV. F



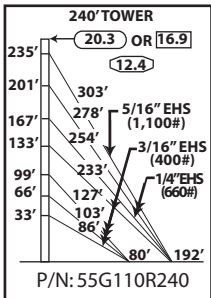
TOWER PARTS INCLUDED	55G	BPC55G	APL55G	GA55GD	FDNS	
					BASE	ANCHOR
	20	1	1	5	CB3	AB3
GUY WIRE & CONNECTION INCLUDED	3/16EHS	1/4EHS	142265	BG2142	BG2144	BG2146
	1725'	725'	825'	18	6	6
	5/16THH	3/8THH	7/16THH	1/2TBE&E	5/8TBE&J	
	18	6	6	12	3	
ANCHORS & GROUNDING INCLUDED	GAC3455TOP	AGK1GGX	BGK3GGX	CPC.5/.75	TBSAFETY	
	3	1	3	3	3	

**200' ROHN 55G**  
All parts shown in table are included when ordering  
Part No: 55G110R200



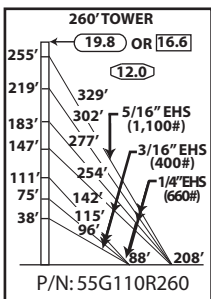
TOWER PARTS INCLUDED	55G	BPC55G	APL55G	GA55GD	BASE	INNER ANCHOR	OUTER ANCHOR
						22	1
GUY WIRE & CONNECTION INCLUDED	3/16EHS	1/4EHS	142265	BG2142	BG2144	BG2146	
	1925'	800'	900'	24	6	6	
	5/16THH	3/8THH	7/16THH	3/8TBE&E	1/2TBE&J	5/8TBE&J	
	24	6	6	6	9	3	
ANCHORS & GROUNDING INCLUDED	GAC303	GAC3455TOP	AGK1GGX	BGK3GGX	CPC.5/.75	TBSAFETY	
	3	3	2	3	6	6	

**220' ROHN 55G**  
All parts shown in table are included when ordering  
Part No: 55G110R220



TOWER PARTS INCLUDED	55G	BPC55G	APL55G	GA55GD	BASE	INNER ANCHOR	OUTER ANCHOR
						24	1
GUY WIRE & CONNECTION INCLUDED	3/16EHS	1/4EHS	142265	BG2142	BG2144	BG2146	
	2600'	900'	1000'	30	6	6	
	5/16THH	3/8THH	7/16THH	3/8TBE&E	1/2TBE&J	5/8TBE&J	
	30	6	6	9	9	3	
ANCHORS & GROUNDING INCLUDED	GAC303	GAC3455TOP	AGK1GGX	BGK3GGX	CPC.5/.75	TBSAFETY	
	3	3	2	3	6	6	

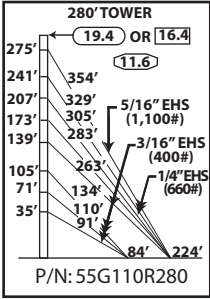
**240' ROHN 55G**  
All parts shown in table are included when ordering  
Part No: 55G110R240



TOWER PARTS INCLUDED	55G	BPC55G	APL55G	GA55GD	BASE	INNER ANCHOR	OUTER ANCHOR
						26	1
GUY WIRE & CONNECTION INCLUDED	3/16EHS	1/4EHS	142265	BG2142	BG2144	BG2146	
	2825'	1000'	1050'	30	6	6	
	5/16THH	3/8THH	7/16THH	3/8TBE&E	1/2TBE&J	5/8TBE&J	
	30	6	6	9	9	3	
ANCHORS & GROUNDING INCLUDED	GAC303	GAC3455TOP	AGK1GGX	BGK3GGX	CPC.5/.75	TBSAFETY	
	3	3	2	3	6	6	

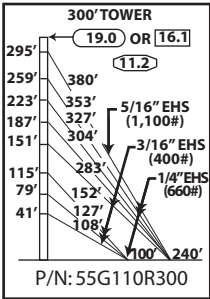
**260' ROHN 55G**  
All parts shown in table are included when ordering  
Part No: 55G110R260

## STANDARD DESIGN - 55G 110MPH REV.G, 90MPH REV. F



TOWER PARTS INCLUDED	55G	BPC55G	APL55G	GA55GD	BASE	INNER ANCHOR	OUTER ANCHOR
		28	1	1	8	CB5	AB2
GUY WIRE & CONNECTION INCLUDED	3/16EHS	1/4EHS	142265	BG2142	BG2144		BG2146
	2850'	2325'	1150'	30	12		6
	5/16THH	3/8THH	7/16THH	3/8TBE&E	5/8TBE&J		TBSAFETY
	30	12	6	9	15		6
ANCHORS & GROUNDING INCLUDED	GAC303	GAC3455TOP	AGK1GGX	BGK3GGX	CPC.5/.75		
	3	3	2	3	6		

**280' ROHN 55G**  
All parts shown in table are included when ordering Part No: 55G110R280

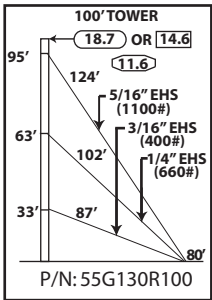


TOWER PARTS INCLUDED	55G	BPC55G	APL55G	GA55GD	BASE	INNER ANCHOR	OUTER ANCHOR
		30	1	1	8	CB5	AB2
GUY WIRE & CONNECTION INCLUDED	3/16EHS	1/4EHS	142265	BG2142	BG2144		BG2146
	3175'	1000'	2350'	30	6		12
	5/16THH	3/8THH	7/16THH	3/8TBE&E	5/8TBE&J		TBSAFETY
	30	6	12	9	15		6
ANCHORS & GROUNDING INCLUDED	GAC303	GAC3455TOP	AGK1GGX	BGK3GGX	CPC.5/.75		
	3	3	2	3	6		

**300' ROHN 55G**  
All parts shown in table are included when ordering Part No: 55G110R300

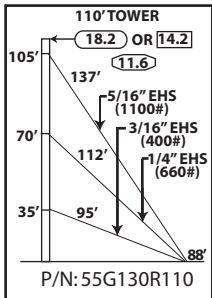


**STANDARD DESIGN - 55G**  
130MPH REV.G, 110MPH REV.F



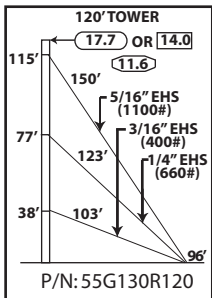
TOWER PARTS INCLUDED	55G	BPC55G	APL55G	GA55GD	FDNS	
					BASE	ANCHOR
	10	1	1	3	CB2	AB2
GUY WIRE & CONNECTION INCLUDED	3/16EHS	1/4EHS	142265	BG2142	BG2144	BG2146
	300'	325'	400'	6	6	6
	5/16THH	3/8THH	7/16THH	1/2TBE&J	5/8TBE&J	
	6	6	6	6	3	
ANCHORS & GROUNDING INCLUDED	GAC3455TOP	AGK1GGX	BGK3GGX	CPC.5/.75	TBSAFETY	
	3	1	3	3	3	

**100' ROHN 55G**  
All parts shown in table are included when ordering  
Part No: 55G130R100



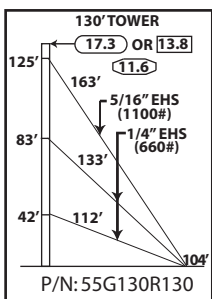
TOWER PARTS INCLUDED	55G	BPC55G	APL55G	GA55GD	FDNS	
					BASE	ANCHOR
	11	1	1	3	CB2	AB3
GUY WIRE & CONNECTION INCLUDED	3/16EHS	1/4EHS	142265	BG2142	BG2144	BG2146
	325'	375'	450'	6	6	6
	5/16THH	3/8THH	7/16THH	1/2TBE&J	5/8TBE&J	
	6	6	6	6	3	
ANCHORS & GROUNDING INCLUDED	GAC3455TOP	AGK1GGX	BGK3GGX	CPC.5/.75	TBSAFETY	
	3	1	3	3	3	

**110' ROHN 55G**  
All parts shown in table are included when ordering  
Part No: 55G130R110



TOWER PARTS INCLUDED	55G	BPC55G	APL55G	GA55GD	FDNS	
					BASE	ANCHOR
	12	1	1	3	CB2	AB3
GUY WIRE & CONNECTION INCLUDED	3/16EHS	1/4EHS	142265	BG2142	BG2144	BG2146
	350'	400'	500'	6	6	6
	5/16THH	3/8THH	7/16THH	1/2TBE&J	5/8TBE&J	
	6	6	6	6	3	
ANCHORS & GROUNDING INCLUDED	GAC3455TOP	AGK1GGX	BGK3GGX	CPC.5/.75	TBSAFETY	
	3	1	3	3	3	

**120' ROHN 55G**  
All parts shown in table are included when ordering  
Part No: 55G130R120

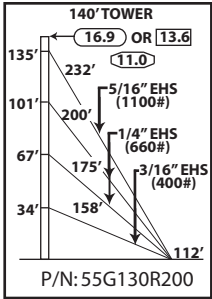


TOWER PARTS INCLUDED	55G	BPC55G	APL55G	GA55GD	FDNS	
					BASE	ANCHOR
	13	1	1	3	CB2	AB3
GUY WIRE & CONNECTION INCLUDED	1/4EHS	142265	BG2142	BG2144	BG2146	
	425'	525'	6	6	6	
	5/16THH	3/8THH	7/16THH	1/2TBE&J	5/8TBE&J	
	6	6	6	6	3	
ANCHORS & GROUNDING INCLUDED	GAC3455TOP	AGK1GGX	BGK3GGX	CPC.5/.75	TBSAFETY	
	3	1	3	3	3	

**130' ROHN 55G**  
All parts shown in table are included when ordering  
Part No: 55G130R130

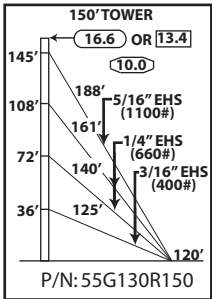


**STANDARD DESIGN - 55G**  
130MPH REV.G, 110MPH REV.F



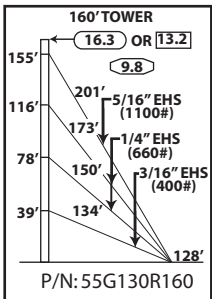
TOWER PARTS INCLUDED	55G	BPC55G	APL55G	GA55GD	FDNS	
					BASE	ANCHOR
	14	1	1	4	CB3	AB3
GUY WIRE & CONNECTION INCLUDED	3/16EHS	1/4EHS	142265	BG2142	BG2144	BG2146
	875'	500'	575'	12	6	6
	5/16THH	3/8THH	7/16THH	1/2TBE&J	5/8TBE&J	
	12	6	6	9	3	
ANCHORS & GROUNDING INCLUDED	GAC3455TOP	AGK1GGX	BGK3GGX	CPC.5/.75	TBSAFETY	
	3	1	3	3	3	

**140' ROHN 55G**  
All parts shown in table are included when ordering  
Part No: 55G130R140



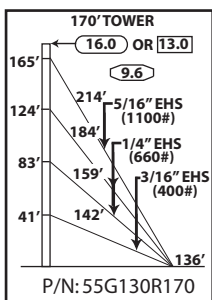
TOWER PARTS INCLUDED	55G	BPC55G	APL55G	GA55GD	FDNS	
					BASE	ANCHOR
	15	1	1	4	CB3	AB3
GUY WIRE & CONNECTION INCLUDED	3/16EHS	1/4EHS	142265	BG2142	BG2144	BG2146
	900'	525'	600'	12	6	6
	5/16THH	3/8THH	7/16THH	1/2TBE&J	5/8TBE&J	
	12	6	6	9	3	
ANCHORS & GROUNDING INCLUDED	GAC3455TOP	AGK1GGX	BGK3GGX	CPC.5/.75	TBSAFETY	
	3	1	3	3	3	

**150' ROHN 55G**  
All parts shown in table are included when ordering  
Part No: 55G130R150



TOWER PARTS INCLUDED	55G	BPC55G	APL55G	GA55GD	FDNS	
					BASE	ANCHOR
	16	1	1	4	CB3	AB3
GUY WIRE & CONNECTION INCLUDED	3/16EHS	1/4EHS	142265	BG2142	BG2144	BG2146
	950'	550'	650'	12	6	6
	5/16THH	3/8THH	7/16THH	1/2TBE&J	5/8TBE&J	
	12	6	6	9	3	
ANCHORS & GROUNDING INCLUDED	GAC3455TOP	AGK1GGX	BGK3GGX	CPC.5/.75	TBSAFETY	
	3	1	3	3	3	

**160' ROHN 55G**  
All parts shown in table are included when ordering  
Part No: 55G130R160

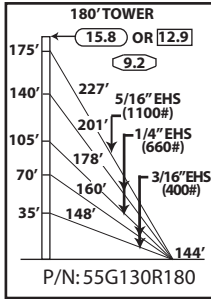


TOWER PARTS INCLUDED	55G	BPC55G	APL55G	GA55GD	FDNS	
					BASE	ANCHOR
	17	1	1	4	CB3	AB4
GUY WIRE & CONNECTION INCLUDED	3/16EHS	1/4EHS	142265	BG2142	BG2144	BG2146
	500'	1175'	700'	6	12	6
	5/16THH	3/8THH	7/16THH	1/2TBE&J	5/8TBE&J	
	6	12	6	9	3	
ANCHORS & GROUNDING INCLUDED	GAC3455TOP	AGK1GGX	BGK3GGX	CPC.5/.75	TBSAFETY	
	3	1	3	3	3	

**170' ROHN 55G**  
All parts shown in table are included when ordering  
Part No: 55G130R170

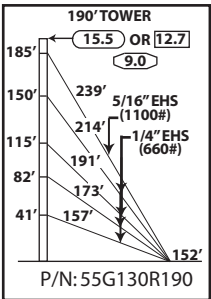


**STANDARD DESIGN - 55G**  
130MPH REV.G, 110MPH REV. F



TOWER PARTS INCLUDED	55G	BPC55G	APL55G	GA55GD	FDNS	
					BASE	ANCHOR
	18	1	1	5	CB3	AB4
GUY WIRE & CONNECTION INCLUDED	3/16EHS	1/4EHS	142265	BG2142	BG2144	
	1000'	1225'	725'	12	12	
	BG2146	5/16THH	3/8THH	7/16THH	5/8TBE&J	
	6	12	12	6	15	
ANCHORS & GROUNDING INCLUDED	GAC555TOP	AGK1GGX	BGK3GGX	CPC.5/.75	TBSAFETY	
	3	1	3	3	3	

**180' ROHN 55G**  
All parts shown in table are included when ordering  
Part No: 55G130R180

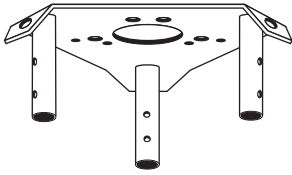


TOWER PARTS INCLUDED	55G	BPC55G	APL55G	GA55GD	FDNS	
					BASE	ANCHOR
	19	1	1	5	CB4	AB4
GUY WIRE & CONNECTION INCLUDED	1/4EHS	142265	BG2142	BG2144		
	1425'	775'	12	12		
	BG2146	5/16THH	3/8THH	7/16THH	5/8TBE&J	
	6	12	12	6	15	
ANCHORS & GROUNDING INCLUDED	GAC555TOP	AGK1GGX	BGK3GGX	CPC.5/.75	TBSAFETY	
	3	1	3	3	3	

**190' ROHN 55G**  
All parts shown in table are included when ordering  
Part No: 55G130R190

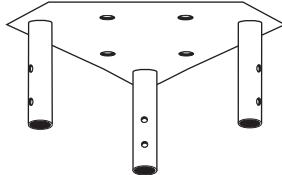


**PARTS & ACCESSORIES**



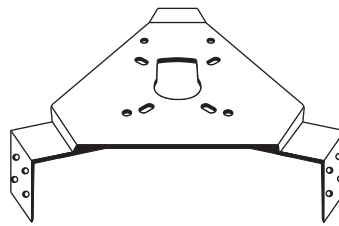
**BEARING PLATE**  
BPL55G

CONVERTS STANDARD SECTION TO A TOP SECTION. SHOWN WITH TB3 (2" O.D.) THRUST BEARING. TB4 (3" O.D.) THRUST BEARING ALSO AVAILABLE.



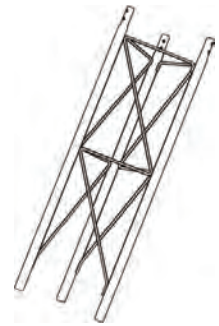
**BEACON PLATE**  
APL55G

FOR MOUNTING BEACON. BOLTS TO TOP OF STANDARD SECTION.



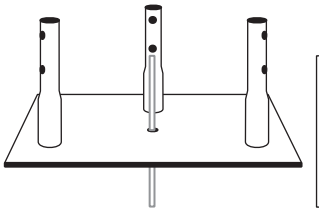
**ACCESSORY SHELF**  
AS455G

FOR MOUNTING MANY POPULAR ROTORS. FIELD DRILLING MAY BE NECESSARY FOR SOME ROTORS.



**5' SHORT BASE**  
SB55G

THESE BASE SECTIONS FOR EMBEDMENT IN CONCRETE.

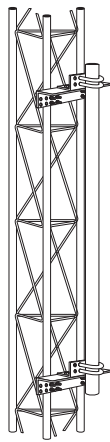


**CONCRETE BASE PLATE**  
BPC55G\*

FOR USE WITH PIER PIN EMBEDDED IN CONCRETE.

**PIER PIN**  
3/4x12PP

MUST BE ORDERED SEPARATELY.



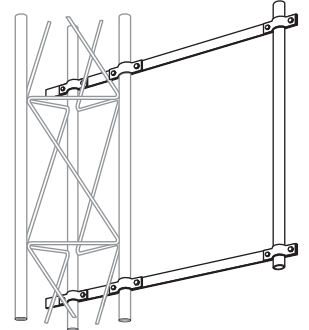
**FACE MOUNT**

DM55G2 - 2 3/8" O.D. 5' LONG  
DM554 - 4 1/2" O.D. PIPE, 5' LONG



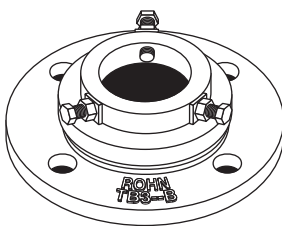
**TOP MOUNT**

55TDMKD - NO PIPE  
55TDM2S3KD - 2" PIPE  
55TDM2S3KD - 2 1/2" PIPE  
55TDM3S3KD - 3" PIPE  
55TDM3S3KD - 3 1/2" PIPE  
55TDM4S3KD - 4" PIPE



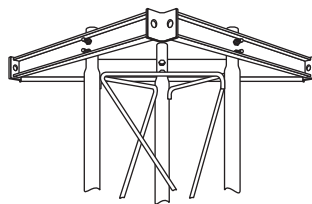
**SIDE ARM BRACKET**  
SA253UA

MOUNTING TUBE PROVIDED IS 3' LONG, 2 - 1/4" O.D.



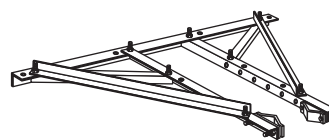
**THRUST BEARING**

TB3 - SUPPORTS UP TO 2" O.D. MAST.  
TB4 - SUPPORTS UP TO 3" O.D. MAST.



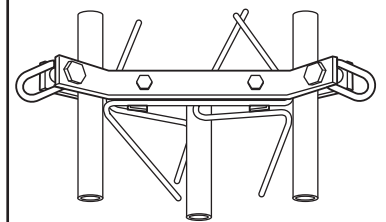
**TORQUE ARM STABILIZER ASSEMBLY**  
TA55

SHOWN WITH 45TDM TOP DISH MOUNT.



**HEAVY DUTY UNIVERSAL HOUSE BRACKET**

HBU - 6" - 30"  
HBUTVRO  
ADJUSTABLE TO POSITION TOWER  
18" - 36" FROM WALL.



**GUY BRACKET**  
GA55GD

MOUNTS TO ANY TOWER AT ANY HORIZONTAL BRACE.

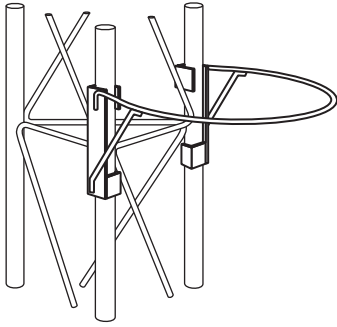
**TORQUE BARS**  
TB55D

REQUIRES THREE 3/8s SHACKLES FOR INSTALLATION. (NOT SHOWN)

\* TOWERS MOUNTED ON THESE BASES MUST BE BRACKETED OR GUYED AT ALL TIMES. TEMPORARY STEEL GUYING MAY ALSO BE NECESSARY DURING INSTALLATION AND DISMANTLING.

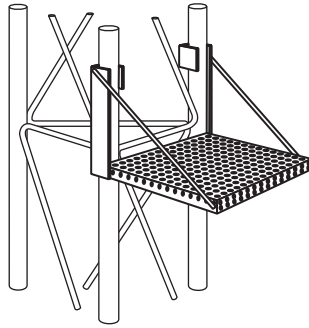


**PARTS & ACCESSORIES**



**SAFETY RING**  
SR55

SNAPS INTO PLACE AT ANY LEVEL.  
NO BOLTS REQUIRED.



**WORK PLATFORM**  
WP55G

SNAPS INTO PLACE AT ANY LEVEL.  
NO BOLTS REQUIRED.



**ANTI-CLIMB PANELS**  
455ACL3

BOLT ON SHEETS TO PROVIDE ANTI-CLIMB  
PROTECTION.



**CLIMBING HARNESS**

TTFBH-4D  
4D RING HARNESS  
TTFBH-C/P  
PROFESSIONAL HARNESS



**SAFETY CABLE  
SLIDER**

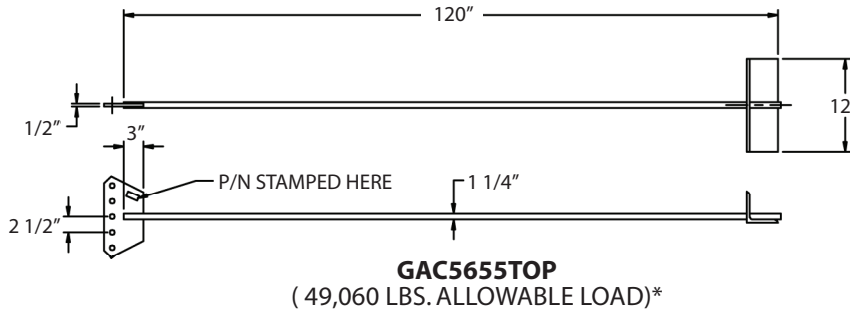
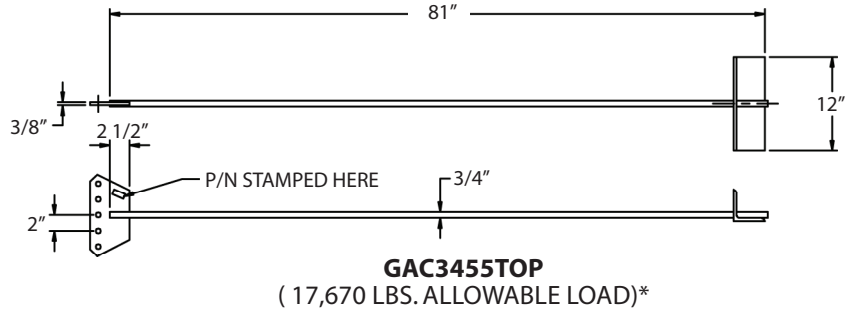
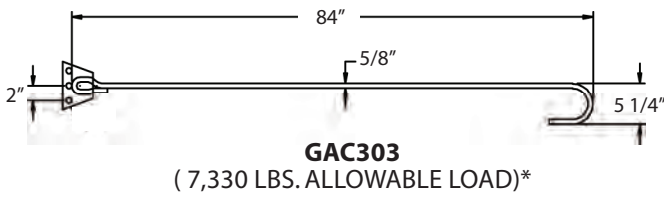
TT-WG-500  
WIRE ROPE GRAB

**SAFETY CABLE SYSTEM  
ORDERING INFORMATION**

TOWER HEIGHT	PART NUMBER
50'	TT0504555
100'	TT1004555
150'	TT1504555
200'	TT2004555
250'	TT2504555
300'	TT3004555
350'	TT3504555
400'	TT4004555



## GUY ANCHOR INFORMATION



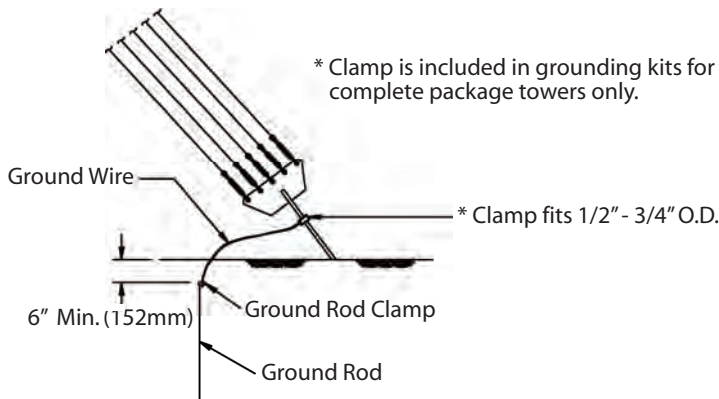
### ANCHOR RODS

Notes:

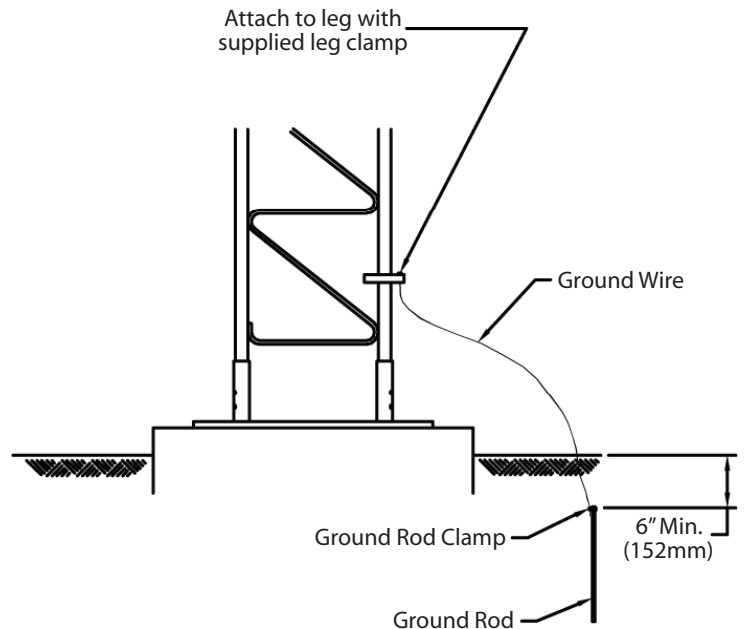
1. GAC303 rods are supplied with type EP25343 and EP25345 equalizer plates.
2. Part number suffixes 3, 5 and 55 denotes 3 or 5 holes in equalizer plates.
3. Type EE equalizer plates are supplied in pairs for eye and eye turnbuckles.
4. Type EJ equalizer plates are used with eye and jaw turnbuckles.

\* INCLUDES 33.33 INCREASE IN ALLOWABLE STRESSES. Anchor Rod capacities are calculated per ANSI/TIA/EIA-222-F.

### ANCHOR GROUNDING AGK1GGX

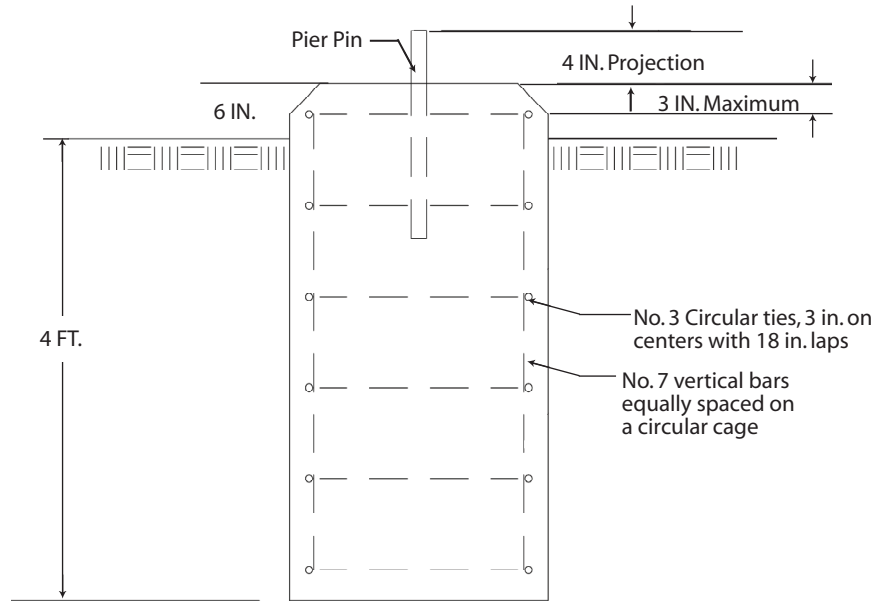


### BASE GROUNDING BGK3GGX

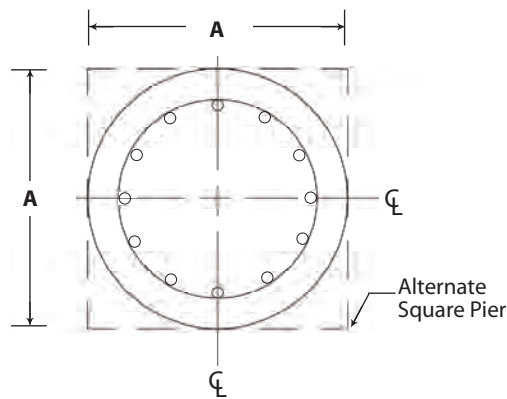




# STANDARD FOUNDATIONS



ELEVATION VIEW

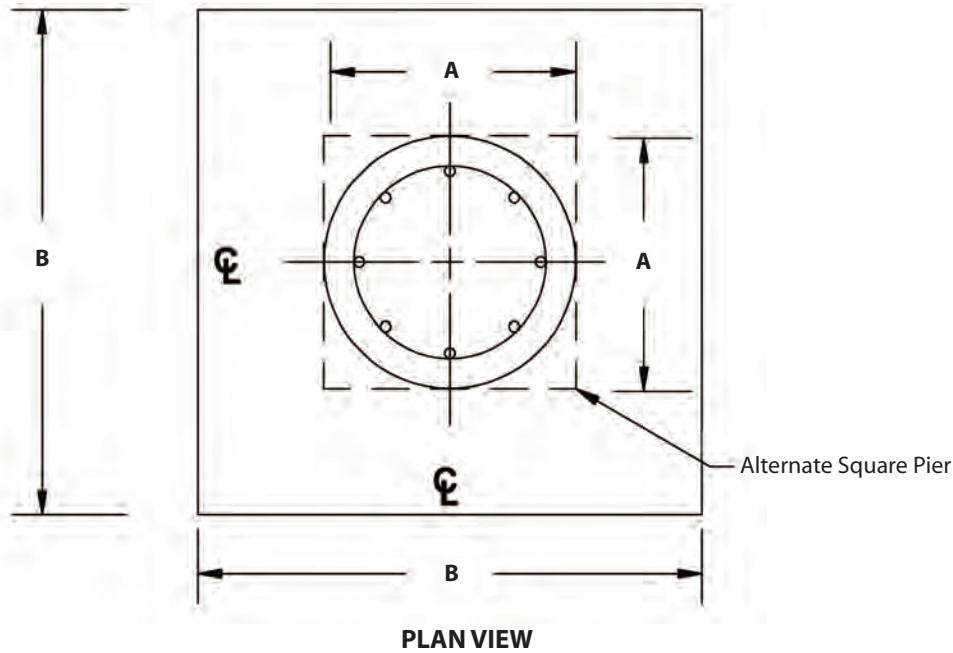
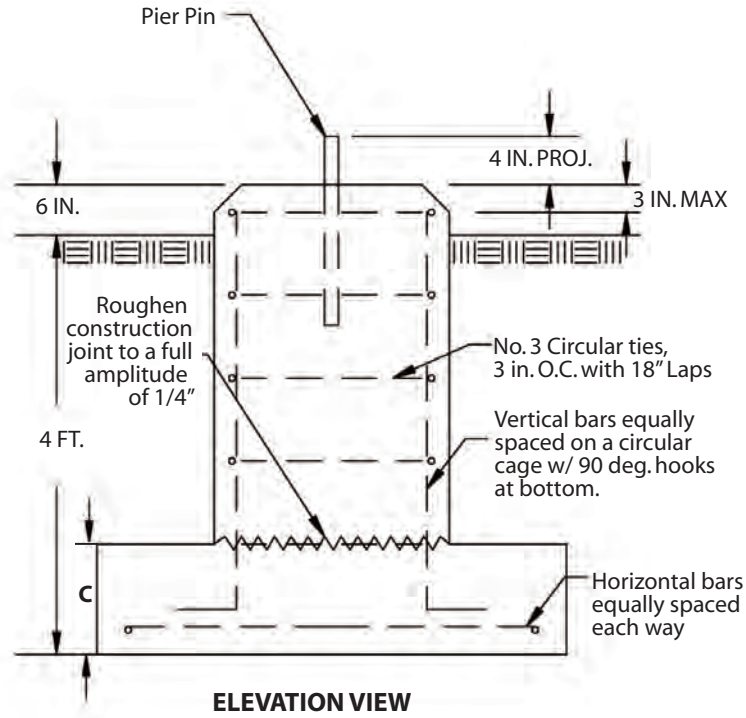


PLAN VIEW

CB No.	A	Vertical Bars (Qty.)	Vertical Bars Circular Cage Diameter	Concrete Vol. (Cu. Yds.)
1	2'-6"	(8) #7	21"	0.8
2	3'	(10) #7	27"	1.2
3	3'-6"	(12) #7	33"	1.6
4	4'	(12) #8	39"	2.1



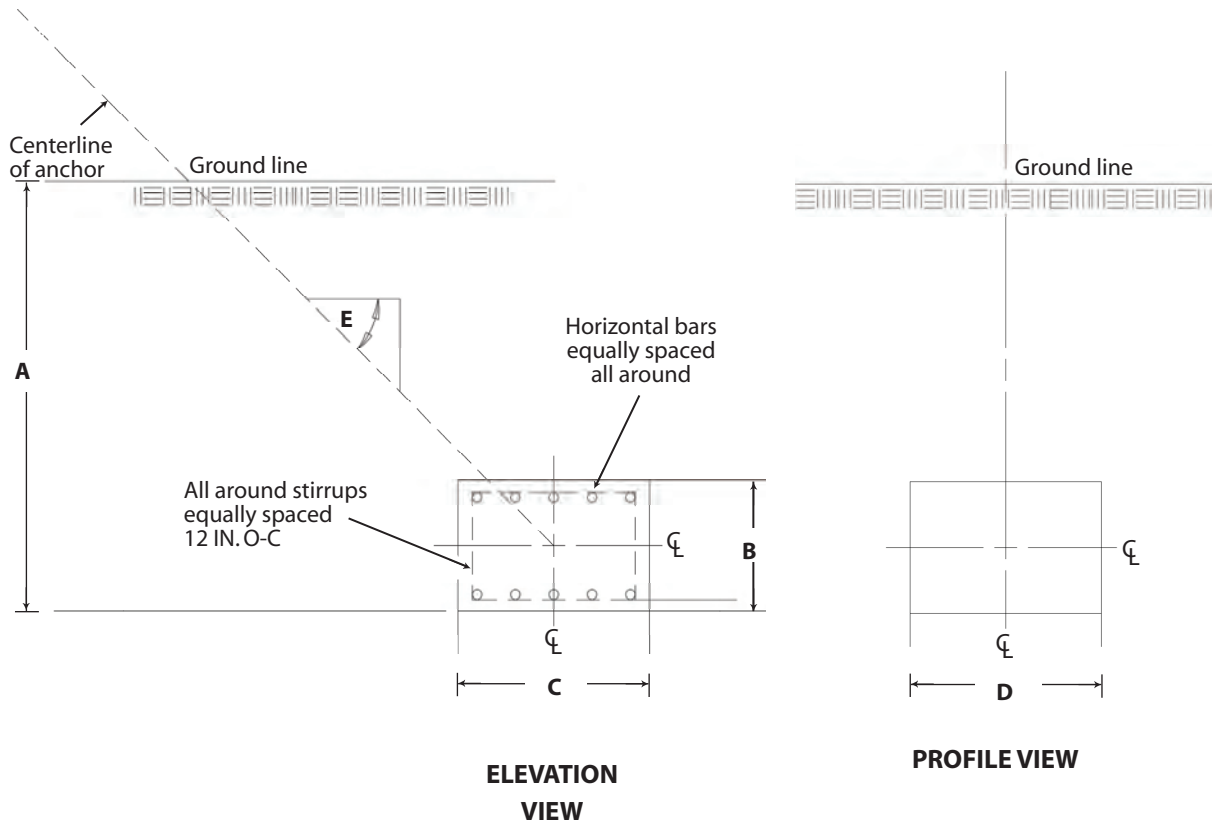
# STANDARD FOUNDATIONS



CB No.	A	B	C	Concrete Vol. (Cu. Yds.) Round Pier	Vertical Bars (No. & Size)	Circular Cage Diameter	Horiz. Bars in Pad (No. & Size)
5	2'	4'	1'-3"	1.10	(8) #6	15"	(5) #5



### STANDARD ANCHOR BLOCKS



AB No.	A	B	C	D	E	Horizontal Bar Qty./Size	Bar Spacing	Concrete Vol. (Cu. Yds.)
1*	3'	1'	3'	4'	40°	(4) #5 bars top layer (4) #5 bars bottom layer	10" O.C.	0.44 per block 1.3 total for 3
2*	4'	1'-6"	4'	6'	42°	(5) #6 bars top layer (5) #6 bars bottom layer	10.5" O.C.	1.33 per block 4.0 total for 3
3*	6'	1'-6"	3'	6'	42°	(4) #6 bars top layer (4) #6 bars bottom layer	10" O.C.	1.0 per block 3.0 total for 3
4**	6'	1'-6"	4'	9'	42°	(5) #6 bars top layer (5) #6 bars bottom layer	10.5" O.C.	2.0 per block 6.0 total for 3

Note:

\* #3 Stirrups Equally Spaced 12" O.C.

\*\* #4 Stirrups Equally Spaced 12" O.C.